

CRAFTED WITH PRIDE  IN THE USA

FIREMAGIC[®]

Premium Outdoor Grills



FIRE MAGIC® BRINGS OUT THE BEST IN YOUR GRILLING

Family owned and crafted in America, Fire Magic® is the name trusted by true grilling enthusiasts for over 80 years. With an extensive product line, versatile cooking options, enhanced durability and superior design innovations, Fire Magic® is the finest performing grill on the market and a shining centerpiece for a lifetime of special moments shared with family and friends.






BUILT WITH PASSION. OWNED WITH PRIDE.

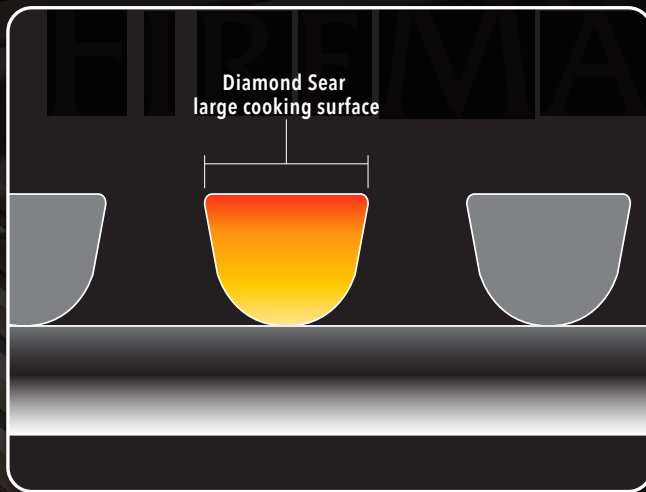
Fire Magic® grills are made by people who demand the best, for people who demand the best. Every Fire Magic® grill is manufactured in our Southern California production facility and held to the strictest quality standards and the highest performance metrics. Using state-of-the-art technology, guided by the watchful eye and careful hand of master craftsmen, and backed by the industry's best warranty, our grills are an investment to be enjoyed for years to come.

BEAUTIFULLY DESIGNED. BULLET PROOF TOUGH.

Constructed of the finest quality, heavy-gauge 304 stainless steel with unsurpassed attention to the most precise detail in design and construction, Fire Magic® grills are the most elegant and durable barbecue grills available. They are engineered to perform at the highest temperature for the longest time of any outdoor barbecue grill. Our exclusive advanced heat distribution system, searing options, smoking capability, rotisserie, and charcoal grilling features allow you to grill any meal imaginable with ease and exceptional results. Fire Magic will keep you grilling and the neighbors talking for years to come.



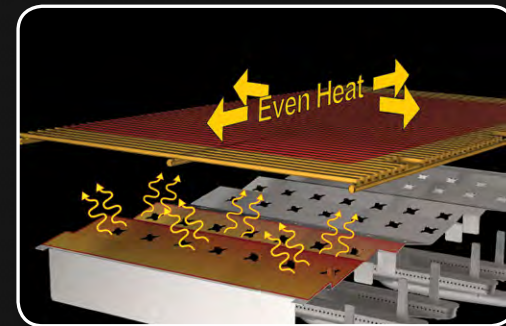
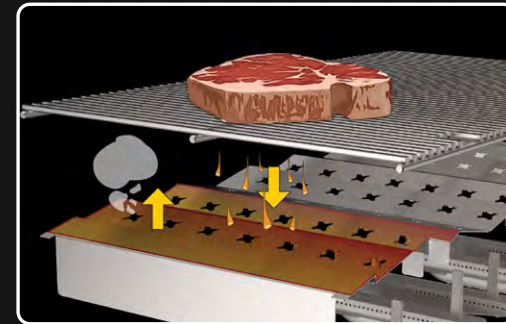
Diamond Sear Cooking Grids *



- Promote more optimal heat transfer to food. Their shape with angled sides improves the flow of heat to the cooking surface.
- Easier to cook on as foods stick less to the cooking surface than round cooking grids.
- Have more contact surface than round grids. This provides more points of contact that help to sear your meat better and faster.
- More efficient heat transfer and quicker cooking result in less use of gas.

* U.S. Patent No.: D857,453 & D862,984

Advanced Heat Distribution System



Flavor Grids

- Heavy gauge stainless steel flavor grids minimize flare ups, provide quick and even heat distribution, and flavor food by vaporizing juices.
- Designed to provide distributed heat to the cooking grids; they don't retain or block heat from rising.
- Easy to clean and maintain.
- Simple to remove when rotisserie cooking (for largest rotisserie area).



Largest Cooking Area

Fire Magic® grills provide more cooking area than other grills and more BTU's per square inch of cooking surface.



Cast Stainless Steel "E" Burners

- 1/4" thick cast stainless steel burners weighing up to 12 lbs. each.
- Precision porting - cast to be evenly spaced on each burner.
- An internal baffling system and carry over slots designed for ease of lighting, and balancing flame and heat; to provide well distributed heat, on high or low in each burner.





ECHELON

DIAMOND SERIES


When only the best will do, our flagship Fire Magic® Echelon Diamond combines the ultimate in performance, beauty and innovation. With sleek lines highlighted by a modern black glass control panel, choose analog or digital touchscreen operation with blue tooth remote capability. Cast stainless steel burners power an innovative heat distribution system topped with patented Diamond Sear cooking grids to truly elevate the outdoor cooking experience. The Echelon Diamond defines luxury in grilling.

Echelon Diamond Series

KEY FEATURES

- 1 Heavy duty, patented Diamond Sear cooking grids
- 2 Cast stainless steel “E” burners
- 3 Contoured control panel w/ bright polished trim & brushed, back-lit knobs
- 4 Heavy gauge stainless steel dual position, adjustable warming rack
- 5 Heavy gauge all stainless steel Flavor Grids
- 6 Digital touch-screen thermometer with Bluetooth or Wi-Fi connectivity
- 7 Available with analog thermometer on oven measuring up to 1000° F
- 8 14” wide Drip Tray with ball-bearing glides and aluminum liners
- 9 Angled halogen 12 Volt internal oven lamps
- 10 Push-to-Light Hot Surface Electric Ignition system with flash tubes
- 11 Recessed, premium high performance rotisserie Backburner
- 12 Optional Magic View Window





Echelon E1060i Built-In Grills



Echelon E1060i, 48" Built-In Digital Grill

E1060i-9E1N*-W (optional Magic View Window shown)

SPECIFICATIONS

- Primary cooking surface: 48" x 22" (1,056 sq. in.)
- Warming rack surface: 48" x 8" (344 sq. in.)
- Main burners: 112,000 BTU's
- Backburners: 22,000 BTU's (11,000 x 2)
- Cut-out dimensions: 50"w x 23½"d x 11½"h



E1060i-9E1N
w/ Digital Thermometer



E1060i-9E1N-W
w/ Digital Thermometer & Magic View Window



Echelon E1060i, 48" Built-In Analog Grill

E1060i-9EAN*

SPECIFICATIONS

- Primary cooking surface: 48" x 22" (1,056 sq. in.)
- Warming rack surface: 48" x 8" (344 sq. in.)
- Main burners: 112,000 BTU's
- Backburners: 22,000 BTU's (11,000 x 2)
- Cut-out dimensions: 50"w x 23½"d x 11½"h



E1060i-9EAN
w/ Analog Thermometer



E1060i-9EAN-W
w/ Analog Thermometer & Magic View Window

*All models available in natural gas or propane (for propane, change **N** to **P** in the model #).

Echelon E1060s Portable Grills



Echelon E1060s, 48" Portable Digital Grill

E1060s-9E1N*-51-W (optional Magic View Window shown)

SPECIFICATIONS

- Primary cooking surface: 48" x 22" (1,056 sq. in.)
- Warming rack surface: 48" x 8" (344 sq. in.)
- Main burners: 112,000 BTU's
- Backburners: 22,000 BTU's (11,000 x 2)
- Power Burner: 60,000 BTU's



E1060s-9E1N-51
w/ Digital Thermometer



E1060s-9E1N-51-W
w/ Digital Thermometer & Magic View Window



Echelon E1060s, 48" Portable Analog Grill

E1060s-9EAN*-51

SPECIFICATIONS

- Primary cooking surface: 48" x 22" (1,056 sq. in.)
- Warming rack surface: 48" x 8" (344 sq. in.)
- Main burners: 112,000 BTU's
- Backburners: 22,000 BTU's (11,000 x 2)
- Power Burner: 60,000 BTU's



E1060s-9EAN-51
w/ Analog Thermometer



E1060s-9EAN-51-W
w/ Analog Thermometer & Magic View Window

*All models available in natural gas or propane (for propane, change **N** to **P** in the model #).

Echelon E790i Built-In Grills



Echelon E790i, 36" Built-In Digital Grill

E790i-9E1N*-W (optional Magic View Window shown)

SPECIFICATIONS

- Primary cooking surface: **36" x 22"** (792 sq. in.)
- Warming rack surface: **36" x 8"** (288 sq. in.)
- Main burners: **90,000 BTU's**
- Backburner: **13,000 BTU's**
- Cut-out dimensions: **37" w x 23½" d x 11½" h**



E790i-9E1N
w/ Digital Thermometer



E790i-9E1N-W
w/ Digital Thermometer & Magic View Window



Echelon E790i, 36" Built-In Analog Grill

E790i-9EAN*

SPECIFICATIONS

- Primary cooking surface: **36" x 22"** (792 sq. in.)
- Warming rack surface: **36" x 8"** (288 sq. in.)
- Main burners: **90,000 BTU's**
- Backburner: **13,000 BTU's**
- Cut-out dimensions: **37" w x 23½" d x 11½" h**



E790i-9EAN
w/ Analog Thermometer



E790i-9EAN-W
w/ Analog Thermometer & Magic View Window

*All models available in natural gas or propane (for propane, change **N** to **P** in the model #).

Echelon E660i Built-In Grills



Echelon E660i, 30" Built-In Digital Grill

E660i-9E1N*-W (optional Magic View Window shown)

SPECIFICATIONS

- Primary cooking surface: 30" x 22" (660 sq. in.)
- Warming rack surface: 30" x 8" (288 sq. in.)
- Main burners: 75,000 BTU's
- Backburner: 11,000 BTU's
- Cut-out dimensions: 31¼"w x 23½"d x 11½"h



E660i-9E1N
w/ Digital Thermometer



E660i-9E1N-W
w/ Digital Thermometer & Magic View Window



Echelon E660i, 30" Built-In Analog Grill

E660i-9EAN*

SPECIFICATIONS

- Primary cooking surface: 30" x 22" (660 sq. in.)
- Warming rack surface: 30" x 8" (288 sq. in.)
- Main burners: 75,000 BTU's
- Backburner: 11,000 BTU's
- Cut-out dimensions: 31¼"w x 23½"d x 11½"h



E660i-9EAN
w/ Analog Thermometer



E660i-9EAN-W
w/ Analog Thermometer & Magic View Window

*All models available in natural gas or propane (for propane, change **N** to **P** in the model #).

Echelon E790s & E660s Portable Grills

Introducing new **Cart Grill Bases** to convert 2024 and newer Fire Magic 36" and 30" gas grills and more to portable models. **790-SC24** accommodates the new E790i and A790i gas grills while the **660-SC24** works with new E660i and A660i grills as well as the new Echelon and Aurora Gourmet Griddles and Pizza Ovens.



Feature Highlights

- Soft-close double drawers
- Soft-close access door for storage
- Fold-down twin side shelves
- Tank ring holder included
- Optional Sliding Tank Tray (sold separately) is available if desired for easier LP tank access. Use part **#24336-36**.
- Gas connection hoses sold separately: For LP, use **#5110-15** (two stage LP regulator hose) // For NG, use **#5110-03** (10' hose w/ quick disconnect)
- Optional protective vinyl covers are available for all iterations



2-minute video overview



Portable Cart Grill Base w/ E790i Built-In Grill

790-SC24 + E790i-9E1N*-W

- Portable Cart Grill Base is compatible with 2024 and newer Echelon grills.



Portable Cart Grill Base w/ E660i Built-In Grill

660-SC24 + E660i-9EAN*

- Portable Cart Grill Base is compatible with 2024 and newer Echelon grills.

*All models available in natural gas or propane (for propane, change **N** to **P** in the model #).







AURORA

S E R I E S




Superior design and engineering power the Aurora's unparalleled performance. With many of the same features as its sister Echelon Diamond Series, the Aurora grill delivers cooking versatility, durability, and longevity in a beautifully crafted machine.

Aurora Series

KEY FEATURES

- 1 Heavy duty, patented Diamond Sear cooking grids
- 2 Cast stainless steel “E” burners
- 3 Back-lit knobs (at 41°) with comfort touch grips and flame icons for convenience
- 4 Heavy gauge stainless steel dual position, adjustable warming rack
- 5 Analog thermometer on oven with an angled bezel for ease of reading the temperature (up to 1000°)
- 6 Recessed, premium high performance rotisserie backburner
- 7 90 Degree Hood allows easy access to grilling and more efficient exhaust
- 8 Push-to-Light Hot Surface Electric Ignition system w/ flash tubes
- 9 Halogen 12 Volt internal oven lamps (angled on A790 & A660 models)
- 10 Optional Magic View Window
- 11 Optional infrared sear burner in the left hand position locks in juices for tender meat and full flavor





Aurora A790i & A660 Built-In Grills



Aurora A790i, 36" Built-In Grill

A790i-8EAN*-W (Magic View Window, Backburner and Rotisserie Kit shown)

SPECIFICATIONS

- Primary cooking surface: **36" x 22"** (792 sq. in.)
- Warming rack surface: **36" x 8"** (288 sq. in.)
- Main burners: **90,000 BTU's**
- Backburner (if equipped): **13,000 BTU's**
- Cut-out dimensions: **37" w x 23½" d x 11½" h**



A790i-8EAN
w/ Backburner & Rotisserie Kit



A790i-8EAN-W
w/ Magic View Window, Backburner & Rotisserie Kit



Aurora A660i, 30" Built-In Grill

A660i-8EAN*-W (Magic View Window, Backburner and Rotisserie Kit shown)

SPECIFICATIONS

- Primary cooking surface: **30" x 22"** (660 sq. in.)
- Warming rack surface: **30" x 8"** (240 sq. in.)
- Main burners: **75,000 BTU's**
- Backburner (if equipped): **11,000 BTU's**
- Cut-out dimensions: **31¼" w x 23½" d x 11½" h**



A660i-8EAN
w/ Backburner & Rotisserie Kit



A660i-8EAN-W
w/ Magic View Window, Backburner & Rotisserie Kit

*All models available in natural gas or propane (for propane, change **N** to **P** in the model #).

All Aurora models are also available without Backburner or Rotisserie Kit; change **8** to **7** in the model #.

Aurora A660s Portable Grill & A540i Built-In Grill



Aurora A540i, 30" Built-In Grill

A540i-8EAN* (Backburner and Rotisserie Kit shown)

SPECIFICATIONS

- Primary cooking surface: 30" x 18" (540 sq. in.)
- Warming rack surface: 30" x 8" (240 sq. in.)
- Main burners: 63,000 BTU's
- Backburner (if equipped): 11,000 BTU's
- Cut-out dimensions: 32"w x 19½"d x 11½"h



Aurora A430i, 24" Built-In Grill

A430i-8EAN* (Backburner and Rotisserie Kit shown)

SPECIFICATIONS

- Primary cooking surface: 24" x 18" (432 sq. in.)
- Warming rack surface: 24" x 8" (192 sq. in.)
- Main burners: 50,000 BTU's
- Backburner (if equipped): 11,000 BTU's
- Cut-out dimensions: 25½"w x 19½"d x 11½"h

*All models available in natural gas or propane (for propane, change **N** to **P** in the model #).

All Aurora models are also available without Backburner or Rotisserie Kit; change **8** to **7** in the model #.

Aurora A430i & A830i Built-In Grills



Aurora A830i Gas/Charcoal Combo Built-In Grill

A830i-8EAN*-CB (Backburner and Rotisserie Kit shown)

SPECIFICATIONS

- Primary Cooking Surface: Gas Side 24" x 18" = (828 sq. in.)
Charcoal Side 22" x 18" = (396 sq. in.)
- Warming Rack Surface: Gas Side 24" x 8" = (192 sq. in.)
Charcoal Side 22" x 8" = (176 sq. in.)
- Main Burners: 50,000 BTU's
- Backburner (if equipped): 11,000 BTU's
- Charcoal Igniter: 26,000 BTU's
- Cut-out dimensions: 50¼" w x 19½" d x 11½" h

Halogen Lights and Backburner for the A830i model are located on the gas side of the grill only.



Portable Cart Grill Base w/ A790i Built-In Grill 790-SC24 + A790i-8AEN*

- Portable Cart Grill Base is compatible with 2024 and newer Aurora grills.
- See page 14 for full list of features.



Portable Cart Grill Base w/ A660i Built-In Grill 660-SC24 + A660i-8E1N*-W

- Portable Cart Grill Base is compatible with 2024 and newer Aurora grills.
- See page 14 for full list of features.

*All models available in natural gas or propane (for propane, change **N** to **P** in the model #).

All Aurora models are also available without Backburner or Rotisserie Kit; change **8** to **7** in the model #.






Choice Series

Our most affordable line, Fire Magic® Choice grills feature superior design and materials housed in a simple satin stainless steel façade.

KEY FEATURES

- 1 Heavy duty Diamond Sear cooking grids
- 2 14 Gauge, stainless steel U-shaped burners
- 3 Turn-to-Light Ignition System (no power or batteries required)
- 4 Heavy gauge all stainless steel Flavor Grids
- 5 Heavy gauge stainless steel dual position, adjustable warming rack
- 6 Angled, analog thermometer on oven measuring up to 1000° F



Choice Series Grills



Choice C650i, 36" Built-In Grill C650i-RT1N*

SPECIFICATIONS

- Primary cooking surface: 36" x 18" (648 sq. in.)
- Warming rack surface: 36" x 8" (288 sq. in.)
- Main burners: 69,000 BTU's
- Cut-out dimensions: 37¼"w x 19½"d x 11½"h



Choice C540i, 30" Built-In Grill C540i-RT1N*

SPECIFICATIONS

- Primary cooking surface: 30" x 18" (540 sq. in.)
- Warming rack surface: 30" x 8" (240 sq. in.)
- Main burners: 60,000 BTU's
- Cut-out dimensions: 32"w x 19½"d x 11½"h



Choice C430i, 24" Built-In Grill C430i-RT1N*

SPECIFICATIONS

- Primary cooking surface: 24" x 18" (432 sq. in.)
- Warming rack surface: 24" x 8" (192 sq. in.)
- Main burners: 46,000 BTU's
- Cut-out dimensions: 25½"w x 19½"d x 11½"h



Choice C430s, 24" In-Ground Post Mount Grill (C430s-RT1N*-G6)

SPECIFICATIONS

- Primary cooking surface: 24" x 18" (432 sq. in.)
- Warming rack surface: 24" x 8" (192 sq. in.)
- Main burners: 46,000 BTU's



Choice C430s, 24" Patio Post Mount Grill (C430s-RT1N*-P6)

SPECIFICATIONS

- Primary cooking surface: 24" x 18" (432 sq. in.)
- Warming rack surface: 24" x 8" (192 sq. in.)
- Main burners: 46,000 BTU's

*All models available in natural gas or propane (for propane, change **N** to **P** in the model #).



Legacy Collection

The uniquely-designed, exclusive Drop-In grill brings a simple, streamlined style to your outdoor kitchen.





Regal I Drop-In Grill

34-S2S1N*-A (with Backburner & Rotisserie shown)

SPECIFICATIONS

- Primary cooking surface: 30" x 18" (540 sq. in.)
- Warming rack surface: 30" x 8" (240 sq. in.)
- Main burners: 66,000 BTU's
- Backburner (if equipped): 22,000 BTU's
- Cut-out dimensions: 41½" w x 20½" d x 18" h

Features patented Diamond Sear cooking grids.

Available without rotisserie and backburner; Model #: 34-S1S1N*-A



Deluxe Gourmet Drop-In Grill

3C-S1S1N*-A

SPECIFICATIONS

- Primary cooking surface: 23" x 16" (368 sq. in.)
- Warming rack surface: 23" x 8" (184 sq. in.)
- Main burners: 42,000 BTU's
- Cut-out dimensions: 29½" w x 16½" d x 14" h



Deluxe Classic Drop-In Grill

31-S1S1N*-A

SPECIFICATIONS

- Primary cooking surface: 23" x 16" (368 sq. in.)
- Warming rack surface: 23" x 8" (184 sq. in.)
- Main burners: 42,000 BTU's
- Cut-out dimensions: 24½" w x 19¼" d x 12" h



Deluxe Built-In Grill

11-S1S1N*-A

- Primary cooking surface: 23" x 16" (368 sq. in.)
- Main burners: 42,000 BTU's
- Cut-out dimensions: 24¾" w x 17¾" d x 12" h

*All models available in natural gas or propane (for propane, change **N** to **P** in the model #).



Charcoal Grills

High performance charcoal grills are available in a variety of models including Built-In, Post Mount, and Drop-In. Fire Magic® delivers quality and style to the charcoal grill enthusiast.

KEY FEATURES

- 1 Smoker Hood with adjustable hood vents to regulate airflow
- 2 Heavy duty Diamond Sear cooking grids
- 3 Integrated Warming Rack adds a second level for optimum smoking performance
- 4 Front door for ease of loading
- 5 Adjustable Charcoal Pan(s) with crank handle



Charcoal Grills



30" S.S. Charcoal Built-In Grill (14-SC01C-A shown left)

- Primary cooking surface: 30" x 18" (540 sq. in.)
- Warming Rack surface: 30" x 12" (360 sq. in.)
- Cut-out dimensions: 32¼"w x 19¼"d x 12"h



24" S.S. Charcoal Built-In Grill (12-SC01C-A shown right)

- Primary cooking surface: 24" x 18" (432 sq. in.)
- Warming Rack surface: 24" x 12" (288 sq. in.)
- Cut-out dimensions: 26¼"w x 19¼"d x 12"h



24" S.S. Charcoal Patio Post Mount Grill (22-SC01C-P6 shown)

- Primary cooking surface: 24" x 18" (432 sq. in.)
- Warming Rack surface: 24" x 12" (288 sq. in.)

All 304 stainless steel post and stand.
Stainless steel pedestal to bolt onto surface.

24" S.S. Charcoal In-Ground Post Mount Grill (22-SC01C-G6)

- Primary cooking surface: 24" x 18" (432 sq. in.)
- Warming Rack surface: 24" x 12" (288 sq. in.)

All 304 stainless steel post.



32" Lift-A-Fire Built-In Grill 3334* shown

- Cooking surface: 30" x 18" (540 sq. in.)
- Cut-out dimensions: 32¼"w x 19¼"d x 12"h

24" Lift-A-Fire Built-In Grill 3339*

- Cooking surface: 23" x 16" (368 sq. in.)
- Cut-out dimensions: 24¾"w x 17¾"d x 12"h



31" Firemaster Drop-In Grill 3324* shown

- Cooking surface: 30" x 18" (540 sq. in.)
- Cut-out dimensions: 31¼"w x 21¼"d x 12"h

24" Firemaster Drop-In Grill 3329*

- Cooking surface: 23" x 16" (368 sq. in.)
- Cut-out dimensions: 24¾"w x 19¼"d x 12"h

*Cooking grids and ovens (if desired) for Firemaster & Lift-A-Fire Drop-In must be ordered separately.



EL500 Electric Grills

The new Fire Magic® EL500 Electric Grill series combines the luxury, performance and durability Fire Magic is known for with innovative sustainable technology to deliver a premium electric grilling experience outdoors.

KEY FEATURES

- 1 Heavy duty dual heating element heats up to 700° F
- 2 Heavy duty, patented Diamond Sear cooking grids
- 3 Optional Magic View Window on oven
- 4 Heavy duty warming rack
- 5 Touch screen control with digital timer and Bluetooth
- 6 Large drip tray with ball-bearing glides



EL500i Electric Grills

Available in three versions, each unit is powered by 240v and boasts a large 31"x16" cooking surface with patented Diamond Sear cooking grids. With a preheat time of less than 15 minutes, the new EL500 is powered by an advanced heat system featuring either single or dual thermostatic control and a temperature range of up to 700°F for perfect searing and enhanced flavor. Crafted from 304 stainless steel and available with a large ceramic glass window, the grill's sleek, black glass touch control panel with Bluetooth technology enables control from a smartphone.



EL500i, Electric Built-In Grill

EL500i-4Z1E-W (optional Magic View Window shown)

SPECIFICATIONS

- Primary cooking surface: 30" x 16" (480 sq. in.)
- Warming rack surface: 30" x 5" (150 sq. in.)
- Heats up to 700° F
- Requires 240 vac/ 30amp minimum circuit
- Cut-out dimensions: 33"w x 17½"d x 7¼"h

EL500s Post-Mount Grills

Expanding the EL500 family, the popular electric grill will now be offered in patio post mount versions. All three EL500 models will be available atop a sturdy stainless steel post with convenient shelves on each side. Boasting all of the EL500 performance features, the new post mount units are perfect for patios or decks with limited space. Also available in reduced height accessible models with side mounted oven hood handle.



EL500s, Electric Post-Mount Grill

EL500s-4Z1E-P6



EL500s, Electric Post-Mount Accessible Grill

EL500s-3Z1E-AP

Electric Grills

The Fire Magic® Electric Grill provides quick, clean, and easy grilling. Great for patios with limited space, or where gas fuel is unavailable.

FEATURE HIGHLIGHTS

- All 304 stainless steel construction
- 252 sq. inches of grilling space
- 120 Volt. Just plug in and use
- 15 AMP minimum required
- Over 100 inches of heating element
- Double walled oven lid
- Substantial (largest, thickest) heating element for faster, hotter cooking
- Optional rotisserie kit upgrade
- Heats up to 650° F (1680 watt grill)
- Stainless steel cooking grids
- Digital thermometer with thermostatic control and meat probe for precision grilling
- Easy to clean drip tray
- Removable warming rack



Electric Patio Post Mount Grill E251s-1Z1E-P6

- Cooking Surface: 15½" x 16¼" (252 sq. in.)
- Warming Rack Surface: 16" x 4" (64 sq. in.)
- Power Required: 120 Volt

*Folding side shelves for easy storage.
All 304 stainless steel post and stand.*



Electric Table Top Grill E251t-1Z1E

- Cooking Surface: 15½" x 16¼" (252 sq. in.)
- Warming Rack Surface: 16" x 4" (64 sq. in.)
- Power Required: 120 Volt



Electric Built-In Grill E251i-1Z1E

- Cooking Surface: 15½" x 16¼" (252 sq. in.)
- Warming Rack Surface: 16" x 4" (64 sq. in.)
- Power Required: 120 Volt
- Cut-out dimensions: 17¾" w x 17½" d x 7⅞" h

For use with field constructed grill islands.



Electric Grill Island Bundle with Triple Drawer * ID251-D-44SM

- Dimensions: 44" w x 24" d x 36" h

Components included in the bundle:

- GFRC Island in Smoke finish
- E251i-1Z1E-DC - Electric Built-In Grill
- 53803SC - Triple Drawer
- L.E.D. lights at the bottom of the island



Electric Grill Island Bundle with Refrigerator * ID251-R-44SM

- Dimensions: 44" w x 24" d x 36" h

Components included in the bundle:

- GFRC Island in Smoke finish
- E251i-1Z1E-DC - Electric Built-In Grill
- 3598-DR - Refrigerator
- 53802SC - Double Drawer
- L.E.D. lights at the bottom of the island

* The Electric Island Bundles are sold only as a complete package with the products listed. The Bundles require two dedicated GFCI circuits and outlets, one 15 amp circuit for the electric grill and one 15 amp circuit for refrigerator and led lighting. Or one 30 amp dedicated GFCI circuit can handle the power requirements for the entire island.

Gourmet Griddles

Fire Magic's new Gourmet Griddle is perfect for outdoor cooking of everything from fried rice and fajitas to bacon and eggs. Take outdoor cooking to a new level with the Echelon E660i Gourmet Griddle.

FEATURE HIGHLIGHTS

- All 304 stainless steel construction
- Expansive 30" x 18" cooking area
- 3/8" thick stainless steel griddle surface for years of warp-free performance
- Dual heavy duty stainless steel burners combining to provide up to 45,000 BTU's
- Hot surface ignition and two back-lit control knobs to provide two-zone cooking
- Two-piece drip collector trough over two ports that funnel the excess grease to the drip pan below
- Same cut-out dimensions as E660i grill
- Stainless steel cover protects griddle when not in use



Echelon Gourmet Griddle

E660i-1T4N*

- Cooking Surface: 30" x 18" (540 sq. in.)
- Main Burners: 45,000 BTU's
- Cut-out dimensions: 31¼"w x 23½"d x 11½"h



Aurora Gourmet Griddle

A660i-OT4N*

- Cooking Surface: 30" x 18" (540 sq. in.)
- Main Burners: 45,000 BTU's
- Cut-out dimensions: 31¼"w x 23½"d x 11½"h



Portable Cart Grill Base w/ Aurora Gourmet Griddle

660-SC24 + A660i-OT4N*

- Portable Cart Grill Base is compatible with Echelon and Aurora Gourmet Griddles.
- See page 14 for full list of features.


*All models available in natural gas or propane (for propane, change **N** to **P** in the model #).



Pizza Ovens

KEY FEATURES

- 1 18" x 18" Cordierite stone with removable pizza stone tray
- 2 **Echelon Pizza Oven:** Digital touchscreen w/ temperature indication and thermostatic control (temp. range 150° - 700°)
- 3 **Aurora Pizza Oven:** Blue LED lighted knob w/ temperature indication and thermostatic control (temp. range 150° - 750°)
- 4 3-layer dome with adjustable vent cap to maintain interior heat
- 5 Oven door (rated for 50lbs) with ceramic glass and gravity latch locking system
- 6 Interior light for night cooking
- 7 Not just a pizza oven...you can bake, broil and more



Pizza Ovens

The Fire Magic model 5600 built-in Outdoor Pizza Oven isn't just for artisan style pizza...you can bake, broil and more with thermostatic control up to 750°F. Truly a complete outdoor oven, the Pizza Oven boasts a ceramic glass viewing window in the easy access oven door to the pizza stone or baking rack. Designed to complement the Fire Magic suite of outdoor kitchen products, the Pizza Oven takes outdoor entertaining to a new level.



Echelon Pizza Oven

5660(P)* (pictured left)

Aurora Pizza Oven

4600(P)* (pictured right)

SPECIFICATIONS

- Stone surface: 18" x 18" (324 sq. in.)
- Baking rack: 18¼" x 18¼" (333 sq. in.)
- Main burner: 36,000 BTU's
- Cut-out dimensions: 31¼"w x 23½"d x 11½"h



Portable Cart Grill Base w/ Aurora Pizza Oven

660-SC24 + 4600(P)*

- Portable Cart Grill Base is compatible with Echelon and Aurora Pizza Ovens.
- See page 14 for full list of features.

Island Bundle w/ Pizza Oven

IP66-WAR-77BA + 5600(P)*

- Island Bundle is compatible with both Pizza Ovens.
- See pages 42 & 43 for full list of features.



*All models available in natural gas or propane (for propane, change **N** to **P** in the model #).

Side Cookers

(Power Burners and Side Burners)

Fire Magic® Power Burners and Side Burners are designed as companion cookers to Fire Magic grills. All side cookers feature a matching face for either Echelon Diamond or Aurora models, as well as back-lit control knobs, hot-surface ignition, and a power switch. All Echelon accessories plug in to the Echelon Diamond Grill transformer for power and Aurora accessories plug into the Aurora transformer.



Power Burners



Echelon Power Burner

19-6B1N*-0 (w/ Stainless Steel Grid)

19-6B2N*-0 (w/ Porcelain Cast Iron Grid, shown)

- Burners: **60,000 BTU's**
- Cut-out dimensions: **19" w x 18¾" d x 11½" h**

The Echelon Power Burner is the largest, most powerful side cooker available and provides the high heat that's perfect for wok cooking or frying a turkey! Offering a range of 3,000 to 60,000 BTU's.



Aurora Power Burner

19-7B1N*-0 (w/ Stainless Grid, shown)

19-7B2N*-0 (w/ Porcelain Cast Iron Grid)

- Burners: **60,000 BTU's**
- Cut-out dimensions: **19" w x 18¾" d x 11½" h**

The Aurora Power Burner is the largest, most powerful side cooker available. It provides a range of BTU's from 3,000 to 60,000. Available with porcelain cast iron or stainless steel grids.

Power Burners Feature Highlights:

- Outstanding side cooker provides versatility in cooking.
- Up to 60,000 BTU's of cooking power, knob on left for inner burner has a range of 3,000-15,000 BTU's. Larger knob on right for outer burner has a maximum of 45,000 BTU's.
- Back-lit control knobs for added aesthetics and visibility.
- The 10" diameter, Heat Concentrating Flame Collimator focuses heat in the center 25% of unit (for wok cooking, turkey frying or any other dish needing up to 190 BTU/sq. in. of heat).
- Power switch for easy operation.
- Power Burner Plugs in to the Echelon Diamond or Aurora Grill transformer for power.

Side Burners



Echelon Double Side Burner 32816

- Burners: 30,000 BTU's (15,000 x 2)
- Cut-out dimensions: 11½" w x 22¾" d x 11½" h

Enjoy precise flame control on each burner to prepare side dishes and sauces for your meal (Two [2] 15,000 BTU's burners).



Aurora Double Side Burner 32817

- Burners: 30,000 BTU's (15,000 x 2)
- Cut-out dimensions: 11½" w x 22¾" d x 11½" h

The Double side burner offers precise flame control on each burner to prepare side dishes and sauces for your meal (Two [2] 15,000 BTU's burners).



Choice Double Side Burner 3281R

- Burners: 30,000 BTU's (15,000 x 2)
- Cut-out dimensions: 11½" w x 22¾" d x 11½" h

The Double side burner offers precise flame control on each burner to prepare side dishes and sauces for your meal (Two [2] 15,000 BTU's burners).




Drop-In Side Burner 3280

- Burner: 15,000 BTU's
- Cut-out dimensions: 8¾" w x 14¼" d

Drops into the top of island. Features include 15,000 BTU's sealed burner, precise flame control valve, and stainless steel cover.

All Fire Magic® Side Burners include removable stainless steel lid and are available in models available in natural gas or propane.

Refrigeration Products and Refreshment Centers



Refrigeration Products



Outdoor Rated Refrigerator

3589-DR (Model w/ right door hinge, shown)

3589-DL (Model w/ left door hinge)

- Cut-out dimensions: 35”h x 24½”w x 25”d

FEATURES

- 5.1 cubic feet of storage
- Internal digital thermometer
- Adjustable shelves
- LED internal light
- Lock and key
- Fire Magic® style handle
- Extra storage space available in the door
- UL listed for outdoor use



Outdoor Rated Kegerator

3594-DR (Model w/right door hinge)

3594-DL (Model w/left door hinge, shown)

- Cut-out dimensions: 35”h x 24½”w x 25”d

FEATURES

- Double tap kegerator
- Internal digital thermometer
- Closed door assist with lock and key system ensures your beverages will stay cold and secure
- Can accommodate a full, half, quarter or one-sixth sized kegs
- Metal shelves included to convert to a full refrigerator when not storing a keg
- UL listed for outdoor use



Lock and Key

Lock and key to ensure beverages will stay cold and secure.



Digital Thermometer

Internal digital thermometer to maintain proper temperature for your beverages.



Kegerator accommodates a full, half, quarter or one-sixth sized kegs.

Refrigeration Products



Premium Refrigerator

3598-DR (Model w/right door hinge, shown)

3598-DL (Model w/left door hinge)

- Cut-out Dimensions: **20" w x 21¾" d x 34⅞" h**

FEATURES

- 4.0 cubic feet of storage space.
- Custom-designed door is fabricated with a heavy-duty handle and square edges to match doors, drawers, and other accessories.
- Handy lock keeps contents safe.
- When used outdoors, it must be installed in an enclosure.



Refrigerator

3598

- Cut-out Dimensions: **20" w x 21¾" d x 34⅞" h**

FEATURES

- Interior light and security lock and key.
- Reversible door hinge.
- When used outdoors, it must be installed in an enclosure.



Automatic Outdoor Ice Maker

5597A

- Minimum Cut-out Dimensions: **15¼" w x 25¼" d x 34" h**

FEATURES

- Outdoor rated ice maker produces 63 lbs of ice in a 24 hour period.
- Capable of storing up to 27 lbs of individual clear, bell-shaped ice cubes.
- UL listed for outdoor use.
- Continuously produces ice on demand as ice used.
- Suitable for outdoor or indoor applications.
- Reversible door features horizontal handle that doubles as a Towel Bar.



Horizontal handle that doubles as a towel bar (towel included)



Ice Scoop Included



Stores up to 27 lbs of ice



Produces clear, bell-shaped ice cubes

Beverage and Refreshment Centers




Beverage Butler

3835

- Cut-out dimensions: 32½" w x 20" d x 12" h *

Stainless Steel Construction including SS Sink and Mixer Faucet, Insulated Ice Chest with removable lid, Front Beverage Caddy with Towel Rack, Bottle Opener, removable Cutting Board, and Condiment Trays.

** An additional cutout is required for the faucet, refer to the owner's manual for complete specifications and requirements.*



Stainless Steel Mixer Faucet



Removable Bamboo Cutting Board



Removable Condiment Trays



Towel Rack & Bottle Opener



Refreshment Center

3596A

- Cut-out dimensions: 25" w x 25" d x 12" h

Insulated walls, bottom drain, in-front shelving, attached bottle opener, included drain kit, Echelon styled face and hinged removable lid.



Drop-In Refreshment Center

33596

- Cut-out dimensions: 25" w x 23⅝" d x 12¾" h

Use like an ice cooler in your grill island to keep soda, beer or other beverages cold and frosty. Includes handy drain kit and hinged removable insulated lid.



Bar Caddy

1D-S0

- Cut-out dimensions: 14" w x 22¾" d x 12" h

Bar Caddy comes equipped with a towel bar, bottle opener, sliding storage drawer, two stainless steel bottle sleeves and an installation hanger. Available with the optional steam warming accessory.



Island Systems

Constructed from durable Glass Fiber Reinforced Concrete (GFRC) and easily assembled on site, these island systems are designed specifically for Fire Magic equipment and make a stunning statement in any backyard.

Island Bundles

Several islands are available with complementing doors, drawers and timers “bundled” into one convenient package – just choose the grill, side cooker or other appliance you want to use and you’re ready to go.

All islands and complementing products are also available as separate components to create the ideal combination for your outdoor kitchen. See the current Fire Magic price list for complete details on all GFRC island systems.



Island Bundles



IP66-FOD-77BA

Island Bundle includes the following:

- **ID660-FOD-77BA** - French Barrel Oak Finish Island
- **53934SC** - 5-Series Double Access Door
- **53802SC** - 5-Series Double Drawer
- **53920SC-L** - 5-Series Vertical Access Door
- **5521-11T** - 1 Hour Timer Box

Compatible Appliances (sold separately):

- **E660i** - 30" Echelon Built-in digital grill
- **E660i-A** - 30" Echelon Built-in analog grill
- **A660i** - 30" Aurora Built-in grill
- **5600** - Pizza Oven
- **E660i** - Gourmet Griddle
- **32816** - Echelon Double Side Burner
- **32817** - Aurora Double Side Burner



IP66-WAR-77BA

Island Bundle includes the following:

- **ID660-WAR-77BA** - White Aspen Finish Modern Island
- **53934SC** - 5-Series Double Access Door
- **3598-DR** - Premium Refrigerator
- **53920SC-L** - 5-Series Vertical Access Door
- **5521-11T** - 1 Hour Timer Box

Compatible Appliances (sold separately):

- **E660i** - 30" Echelon Built-in digital grill
- **E660i-A** - 30" Echelon Built-in analog grill
- **A660i** - 30" Aurora Built-in grill
- **5600** - Pizza Oven
- **E660i** - Gourmet Griddle



IP79-SMR-115BA

Island Bundle includes the following:

- **ID790-SMR-115BA** - Smoke Finish Modern Island
- **3598-DR** - Premium Refrigerator
- **53938SC** - 5-Series Double Access Door
- **53920SC-L** - 5-Series Vertical Access Door
- **5521-12T** - 1 Hour Double Timer Box

Compatible Appliances (sold separately):

- **E790i** - 36" Echelon Built-in digital grill
- **E790i-A** - 36" Echelon Built-in analog grill
- **A790i** - 36" Aurora Built-in grill
- **19-6B1N-0** - Echelon Power Burner
- **19-7B1N-0** - Aurora Power Burner

Premium Accessories



Vent Hood

Available in 36", 42", 48", and 60" widths

Fire Magic's Power Vent Hood is designed specifically for the outdoor grilling environment to exhaust excess smoke and heat from covered patios. The 1200 CFM dual fan design may be configured to vent either vertically or horizontally to suit the application. Powerful under-mount halogen lamps illuminate the space for evening grilling.

Vent Hood Specifications

Electrical requirements	120VAC / 60 Hz / 15 AMP min. / GFCI outlet
Blowers (2)	1,200 CFM (600 CFM Each)
Power Consumption	1,010 watts
Halogen Lights Rating	120V / 50 watt halogen light bulb



Insulating Liner

Available in multiple sizes

The Insulating Liner facilitates installation of built-in Fire Magic grills into wood, composite or other combustible enclosures when used with non-combustible counter tops. Sizes are available for all Echelon, Aurora and Legacy Deluxe grills as well as Power Burners.



Pizza Stone Kit

3514

- 16¼" x 16¼" stainless steel frame
- 14" x 14" x 5/8" durable cordierite* baking stone
- 12" x 19" wooden pizza peel

The Pizza Stone Kit includes everything you need to make artisan style pizzas on Echelon and Aurora Fire Magic gas grills. Better control of heat for optimal results. 3-year warranty.

Premium Accessories



Cut & Clean Combo 53816

- Cut-out dimensions: 9½" w x 4½" d x 15" h

Allows you to slice and dice on a Fire Magic bamboo cutting board, then sweep debris right into the Fire Magic trash container or basic trash can via a deep stainless steel trash chute. Chute measures 14¾". Stainless steel lid included.



Trash Container 53825-T

- Cut-out dimensions: 12¾" w x 20" d x 24" h

Constructed of stainless steel with a hands-free foot lever, the door easily slides open to reveal a 10.5 gallon trash can. Fully enclosed. Great for use under the Cut & Clean Combo.



Four-Piece Tool Set 3575C

Packed in a handsome zippered nylon logo case, our 4-piece tool set includes stainless steel tongs, meat fork, silicone-tipped basting brush, and slotted flat spatula with serrated edges and built-in bottle opener.



3518


Stainless Steel Griddles

3515A (Fits 18" deep Aurora Grills)

3516A (Fits All Echelon grills & 22" deep Aurora grills)

3518 (Fits All Echelon grills & 22" deep Aurora grills. It also replaces **only one cooking grid** on the E1060 & E/A790 grills)

This unique grilling accessory heats up fast and allows you to cook all your meals in your outdoor kitchen.



3516A



Power Burner Griddle Adapter

3683 (For 3515A & 3516A Stainless Steel Griddles)

Griddle Adapter allows use of both sizes of Fire Magic Stainless Steel Griddles on your Fire Magic Power Burner.



Cast Iron Griddles

3512A (Fits 18" deep Aurora Grills)

3513A (Fits All Echelon grills, 22" deep Auroras & Double Side Burners)

Griddle available for the Fire Magic double side burner as well as the Echelon and Aurora grills. Perfect for breakfast, grilled vegetables, or fajitas.

Premium Accessories



Protective Grill Covers

Various "F" Styles

Custom fitted to Fire Magic grills and accessories, these black covers are manufactured with a PVC exterior and Polyester "breathable" interior providing excellent protection to any Fire Magic product.



Charcoal/Smoker Basket

3564-1 (Fits 18" deep Aurora Grills)

3564-2 (Fits All Echelon grills & 22" deep Aurora grills)

Cooking with wood chunks or charcoal is easier than ever. Basket sits on top of the burner, gas burners ignite the chunks or coals. Includes smoker cover and bottom tray that catches ashes for easy clean-up. Includes easy to use safety cover lifter.



Bamboo Cutting Board

3582-1

- Dimensions: 14"w x 12"d

This durable and functional Bamboo Cutting Board is perfect for preparing meats and vegetables for grilling.



Grill Light

3574

*This halogen 10 watt bulb makes evening grilling easy. When using the light on a grill without backburner, a light bracket must be ordered. Aurora Light Bracket: **3600-43**, Legacy Light Bracket: **3600-18-SP**.*



Warming Rack Extender

3682A

- Dimensions: 14"w x 7"d

Add 100 square inches of indirect grilling (or warming) space to 22" deep Echelon and Aurora Grills with the Warming Rack Extender, simply hook on the rear edge of the existing warming rack.



Grilling Tray

3567

- Dimensions: 13½"w x 14¾"d

Expand your cooking horizons with the Fire Magic Grilling Tray. The durable black porcelain finish, angled sides and easy access low profile front makes cooking smaller food on your Fire Magic grill a snap!



Paper Towel Holder

53812

- Cut-out dimensions: 12"w x 8"d x 9¼"h

Accepts and protects regular or jumbo rolls.



Wok

3572

Hard-anodized stick-resistant lined interior surface measures 14" in diameter.

Premium Accessories



Stainless Steel Mixer Faucet 3836

Stainless steel construction with hot and cold capabilities.



Wooden Scraper 3502-W

- Dimensions: 17½" h x 4⅞" w

Featuring premium Red Oak hardwood construction for long lasting use, the Fire Magic wooden scraper offers a safe, effective means to remove buildup and residue and keep your Diamond Sear cooking grids ready for grilling.



Double Sink 3837

Stainless steel construction under-mount double sink (30" x 16") with a drain plug on each side.



Cooking Grid Scraper

3502-H (for Diamond Sear cooking grids)
3502-A (for round cooking grids)

- Dimensions: 16" h x 4⅞" w

This highly effective scraper designed specifically for Diamond Sear cooking grids is made of solid stainless steel with a black high temperature nylon handle. A version for round grids is also available.



Sink & Faucet 3587 & 3588

- Cut-out: 14" w x 14" d x 17" h

Adds convenience and functionality to your outdoor kitchen. Purchase separately or together. Sink measures 15" x 15" x 6" and requires a 17" clearance underneath.



Griddle Scraper 3502-G

- Dimensions: 7" h x 7" w

Use this handsome 7" x 7" scraper to clean your Fire Magic stainless steel griddles. Also works great on Diamond Sear cooking grids. Stainless steel construction with black high temperature nylon handle.



Turkey Fryer Kit 3570

You'll be amazed at how tender a deep-fried turkey can be. Kit includes pot, inner basket with sturdy handle and thermometer probe. Great as a crab or corn pot.

Premium Accessories



Gas Timer Box

5521-11T (1-hour timer)

5521-13T (3-hour timer)

- Cut-out: 7½" w x 6½" h
- Overall dim. w/ flange: 8½" w x 2½" d x 7¾" h

Clean and attractive 304 stainless steel connection box with automatic timer (1-hour or 3-hour). Matches Premium Flush (5-series) doors and drawers.



Double Gas Timer Box

5521-12T (1-hour timer x 2)

5521-14T (3-hour timer x 2)

- Cut-out: 14½" w x 6½" h
- Overall dim. w/ flange: 15½" w x 2½" d x 7¾" h

Clean and attractive 304 stainless steel connection box with two automatic timers (1-hour or 3-hour).



Gas Connection Box

5521-01T

Gas connection box with quick disconnect and 1-hour timer. Clean and attractive 304 stainless steel box.




Automatic Timer

3092D (1-hour timer)

3090A (3-hour timer)

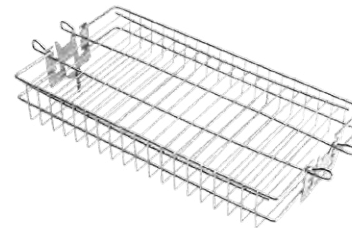
Fire Magic's 1-hour and 3-hour, timers automatically shut off gas flow at pre-set times. Easy to install and great for apartment and condominium use.



Turkey Holder

3615E


This sturdy holder is also perfect for beef, pork and lamb roasts.



Rotisserie Basket

3618

A versatile, stainless steel basket for skewers, burgers, ribs or fish.



Chicken Holder

3617E

Enjoy a golden, succulent chicken the quick and easy way!



Louvered S.S. Venting Panel

5510-01

- Cut-out: 5" h x 12¾" w
- Overall Panel Size: 6" h x 14" w



Doors & Drawers


All cut-out dimensions, images and diagrams are for reference purposes only. Fire Magic® reserves the right to change the information contained in this catalog without notice. Please refer to your instruction manual for the most up to date information specific to your product.



Premium Flush

Doors & Drawers (5 Series)

Featuring heavy-duty handles with polished mounts, these 304 stainless steel doors and drawers are designed to close flush with the frame using a strong magnetic latch. Flush Mounted Doors and Drawers are filled with polyurethane foam for insulation and a solid feel. A continuous rain guard protects from water getting into your custom enclosure. In addition, most 5-Series doors and drawers now have a soft-close feature for smooth transition while opening and closing. Available in a variety of door and drawer configurations and sizes. With so many options there is a combination available to meet any outdoor kitchen storage need. Pantry sealed and gasketed Door/Drawer combos feature self-closing, magnetic seal drawers.



Shown: 53924KSC-L

Vertical Single Access Doors

Model #	Hinge	Cut-out
53924SC-R	Right	25"h x 17½"w
53924SC-L	Left	

with Lock and Key

53924KSC-R	Right	25"h x 17½"w
53924KSC-L	Left	



Shown: 53920SC-R

Vertical Single Access Doors

Model #	Hinge	Cut-out
53920SC-R	Right	21"h x 14½"w
53920SC-L	Left	

with Lock and Key

53920KSC-R	Right	21"h x 14½"w
53920KSC-L	Left	



Shown: 53917KSC-L

Horizontal Single Access Doors

Model #	Hinge	Cut-out
53917SC-R	Right	18"h x 24½"w
53917SC-L	Left	

with Lock and Key

53917KSC-R	Right	18"h x 24½"w
53917KSC-L	Left	



Shown: 53914SC-R

Horizontal Single Access Doors

Model #	Hinge	Cut-out
53914SC-R	Right	15"h x 20½"w
53914SC-L	Left	

with Lock and Key

53914KSC-R	Right	15"h x 20½"w
53914KSC-L	Left	



Shown: 53930SC

Double Access Doors

Model #	Cut-out
53930SC	21"h x 30"w

with Lock and Key

53930KSC	21"h x 30"w
----------	-------------



Shown: 53934KSC

Reduced Ht. Double Access Doors

Model #	Cut-out
53934SC	15"h x 30"w
53938SC	16"h x 39"w

with Lock and Key

53934KSC	15"h x 30"w
53938KSC	16"h x 39"w

Premium Flush Doors & Drawers



Door/Drawer Combo w/ Platter Storage
53816SC

- Cut-out: 18½”h x 36½”w x 26”d



Door/Drawer Combo
53810SC

- Cut-out: 18½”h x 30”w x 26”d



Double Doors w/ Dual Drawers
53930SC-22

- Cut-out: 21”h x 30½”w x 20½”d



Dbl. Doors w/ Tank Tray & Dual Drawers
53930SC-12 (with Trash Tray)
53930SC-12T (with Tank Tray & Louvers)

- Cut-out: 21”h x 30½”w x 20½”d



Electric Warming Drawer
53830-SW

- Cut-out: 14½”h x 32¼”w x 22”d

Buffet Warming Accessory available for this unit;
Model #: 23830-SW-CD



Large Utility Drawer
53830SC

- Cut-out: 14½”h x 32¼”w x 22”d

Includes Utensil Bin



Single Door w/ Dual Drawers
53820SC-R (-L)

- Cut-out: 21”h x 14½”w x 20½”d



Door w/ Tank Tray & Louvers
53820SC-TL (-TR)

- Cut-out: 21”h x 14½”w x 20½”d



Single Drawer
53801SC

- Cut-out: 5¼”h x 14½”w x 20½”d

Includes Utensil Bin



Double Drawer
53802SC

- Cut-out: 16”h x 14½”w x 20½”d

Includes Utensil Bin



Triple Drawer
53803SC

- Cut-out: 26¼”h x 14½”w x 20½”d

Includes Utensil Bin



Trash Cabinet
53820TSC

- Cut-out: 21”h x 14½”w x 19¼”d

Includes two 3.25 gallon trash bins (1 black, 1 blue).



Select

Doors & Drawers (3 Series)

These 304 stainless steel doors and drawers feature outside mounting, double wall and square edge construction, a slim tubular stainless steel handle, and heavy-duty magnetic latch. A continuous rain guard protects from water getting into your custom enclosure. Available in a large variety of door and drawer configurations and styles.



Shown: 33924-SL

Vertical Single Access Doors

Model #	Hinge	Cut-out
33924-SR	Right	25"h x 17½"w
33924-SL	Left	



Shown: 33920-SL

Vertical Single Access Doors

Model #	Hinge	Cut-out
33920-SR	Right	21"h x 14½"w
33920-SL	Left	



Shown: 33917-SL

Horizontal Single Access Doors

Model #	Hinge	Cut-out
33917-SR	Right	18"h x 24½"w
33917-SL	Left	



Shown: 33914-SL

Horizontal Single Access Doors

Model #	Hinge	Cut-out
33914-SR	Right	15"h x 20½"w
33914-SL	Left	



Shown: 33930S

Double Access Doors

33930S

- Cut-out: 21"h x 30"w



Shown: 33938S

Reduced Ht. Double Access Doors

33938S

- Cut-out: 16"h x 39"w

Select Doors & Drawers



Door/Drawer Combo w/ Platter Storage
33816S

- Cut-out: 18½”h x 36½”w x 26”d



Door/Drawer Combo
33810S

- Cut-out: 18½”h x 30”w x 26”d



Double Doors w/ Dual Drawers
33930S-22

- Cut-out: 21”h x 30½”w x 20½”d



Dbl. Doors w/ Tank Tray & Dual Drawers
33930S-12T (w/ Louvers shown)
33930S-12 (w/o Louvers)

- Cut-out: 21”h x 30½”w x 20½”d



Electric Warming Drawer
33830-SW

- Cut-out: 13”h x 31”w x 20½”d

Buffet Warming Accessory available for this unit;
Model #: 23830-SW-CD



Large Utility Drawer
33830-S

- Cut-out: 13”h x 31”w x 20½”d

Includes Utensil Bin



Single Door w/ Dual Drawers
33820-SR (-SL)

- Cut-out: 21”h x 14½”w x 20½”d



Door w/ Tank Tray & Louvers
33820-TSL (-TSR)

- Cut-out: 21”h x 14½”w x 20½”d



Single Drawer
33801

- Cut-out: 5¼”h x 14½”w x 20½”d

Includes Utensil Bin



Double Drawer
33802

- Cut-out: 16”h x 14½”w x 20½”d

Includes Utensil Bin



Triple Drawer
33803

- Cut-out: 26¼”h x 14½”w x 20½”d

Includes Utensil Bin



Single Access Door w/ Louvers
33920-1-SL (-SR)

- Cut-out: 21”h x 14½”w



Legacy

Doors & Drawers (2 Series)

Outside mounted with angled edges, the Legacy Doors and Drawers are made of 304 stainless steel and feature a slam latch for secure closure.

The Legacy doors and drawers are the most economical for builders and homeowners alike.



Vertical Single Access Doors

(with reversible hinge)

Model #	Cut-out
23918-S	18½" h x 12½" w
23920-S	20½" h x 14½" w
23924-S	24½" h x 17½" w
23920-1-S*	20½" h x 14½" w

* Door includes louvers



Horizontal Single Access Doors

(with reversible hinge)

Model #	Cut-out
23912-S	12½" h x 18½" w
23914-S	14½" h x 20½" w
23917-S	17½" h x 24½" w



Door w/ Tank Tray & Louvers

23920-1T-S

- Cut-out: 20½" h x 14½" w x 20½" d



Double Access Doors

23930-S

- Cut-out: 20½" h x 30" w

FIRE MAGIC® OUTDOOR GAS GRILL AND ACCESSORY WARRANTY HIGHLIGHTS *

Crafted with pride in the USA and constructed of 304 stainless steel, Fire Magic® has been manufacturing the finest outdoor grills and accessories you can buy for over 80 years. Our warranty coverage reflects the quality materials and craftsmanship found in all Fire Magic® grills.

When investing in a grill, consider the assurance provided by the Fire Magic® warranty:

- Fire Magic® pays for first **TWO YEARS** warranty labor allowance
- Fire Magic® pays for shipping warranted replacement parts
- Fire Magic® pays for shipping warranted defective parts back to the factory
- Fire Magic's® qualified technical service representatives are available 10 hours a day, 5 days a week to assist with questions, installation, and service

You will find the Fire Magic® warranty to be the best and most comprehensive in the industry.

LIFETIME WARRANTY

Cast stainless steel burners, Choice stainless steel u-shaped burners, Diamond Sear and rod stainless steel cooking grids, and stainless steel housings.

FIFTEEN (15) YEAR WARRANTY

Brass valves, inner liners, manifold assemblies, porcelain housings (including ovens and barbecue faces), and backburner assemblies (except ignition parts).

TEN (10) YEAR WARRANTY

Electric grills stainless steel cooking grids and housings.
Gourmet griddles and pizza ovens (except ignition and electronic parts).

FIVE (5) YEAR WARRANTY

Flavor grids, infrared burners in the grill, and Charcoal stainless steel grills (except for the charcoal pan, charcoal grid, thermometer and ash tray; which are warranted for one (1) year).

THREE (3) YEAR WARRANTY

Side burners and all other Fire Magic® grill, gourmet griddle and pizza oven components (except ignition and electronic parts).

ONE (1) YEAR WARRANTY

Ignition systems (except batteries), electronic components (including lights & thermometers) and grill, gourmet griddle and pizza oven accessories.

This warranty applies to the original purchaser with proof of purchase and to single family residential use only.

For additional information regarding this warranty, or to place a warranty claim contact your authorized Fire Magic® dealer.

**See full warranty for complete details.*

All cut-out dimensions, images and diagrams are for reference purposes only. Fire Magic® reserves the right to change the information contained in this catalog without notice. Please refer to your instruction manual for the most up to date information specific to your product.

FIREMAGIC®

BUILT WITH PASSION. OWNED WITH PRIDE.

14724 East Proctor Ave., City of Industry, CA 91746

www.firemagicgrills.com



FIREMAGIC®